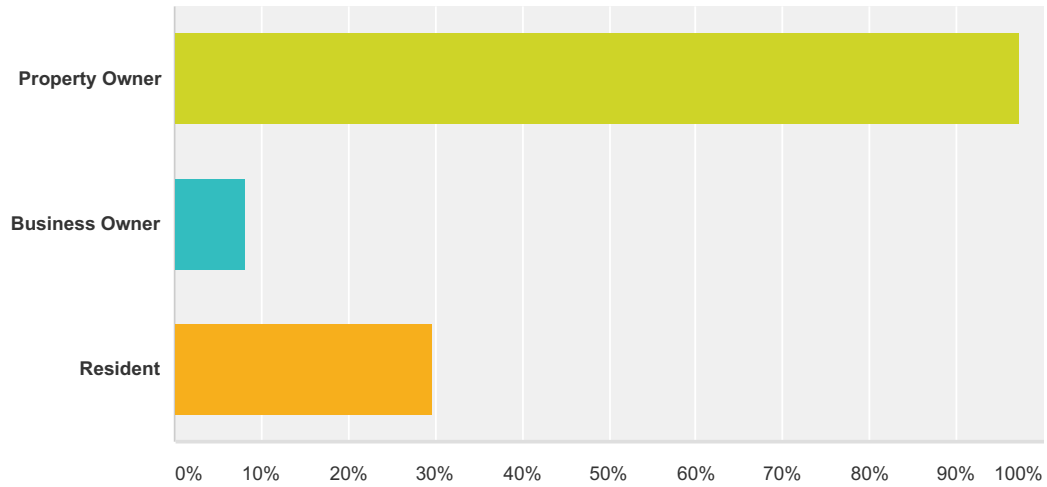


Q1 Are you a property owner, business owner and/or resident within the Azalea Park neighborhood of City Heights? (See proposed district boundaries above and check all that apply.)

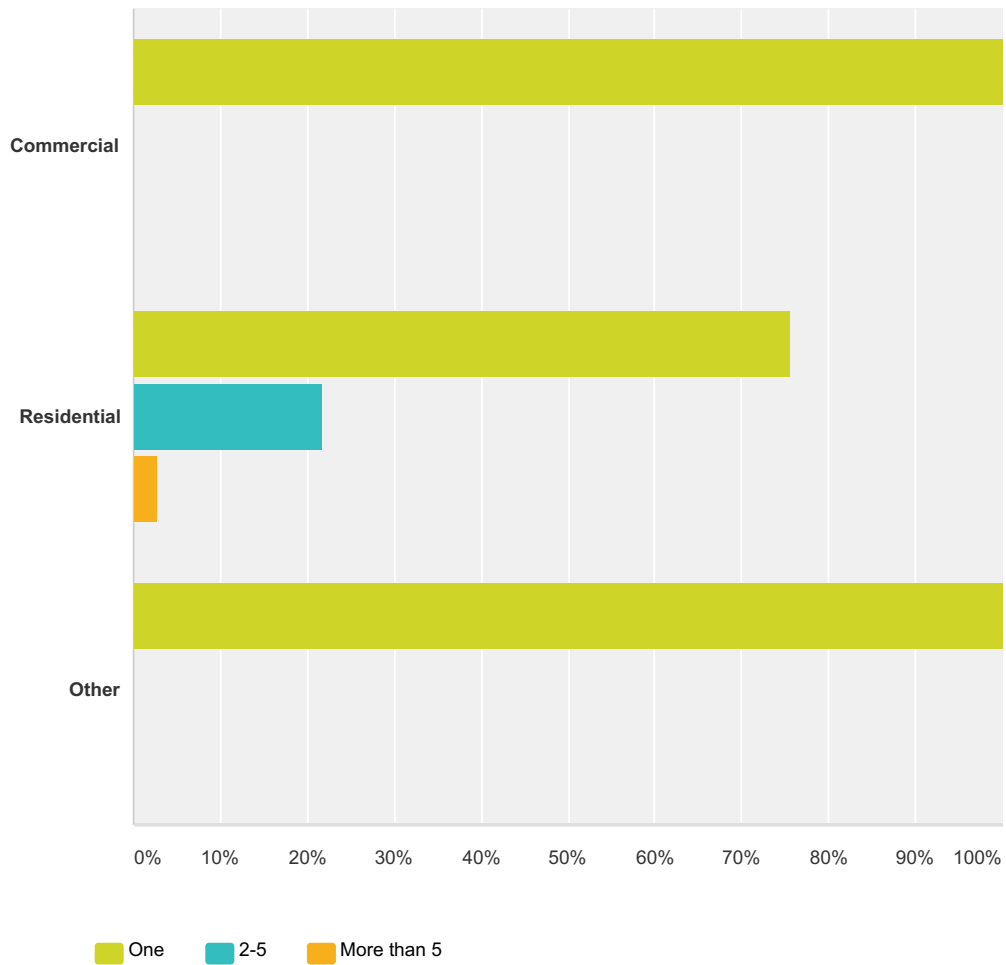
Answered: 37 Skipped: -1



Answer Choices	Responses
Property Owner	97.30% 36
Business Owner	8.11% 3
Resident	29.73% 11
Total Respondents: 37	

Q2 How many properties do you own or occupy?

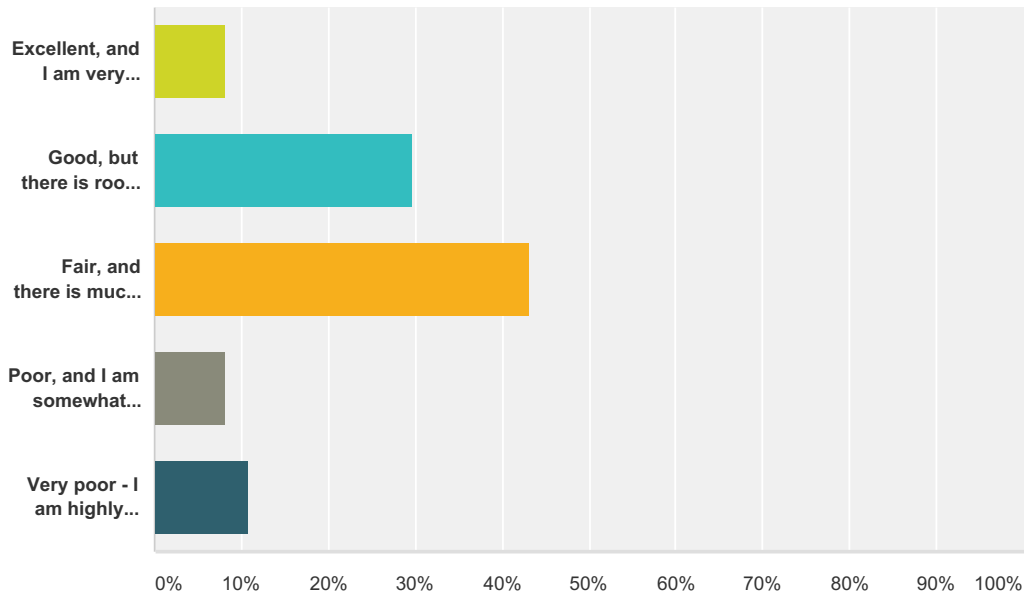
Answered: 37 Skipped: -1



	One	2-5	More than 5	Total
Commercial	100.00% 5	0.00% 0	0.00% 0	5
Residential	75.68% 28	21.62% 8	2.70% 1	37
Other	100.00% 1	0.00% 0	0.00% 0	1

Q3 OVERALL, how would you rate the CURRENT appearance and maintenance services of Azalea Park

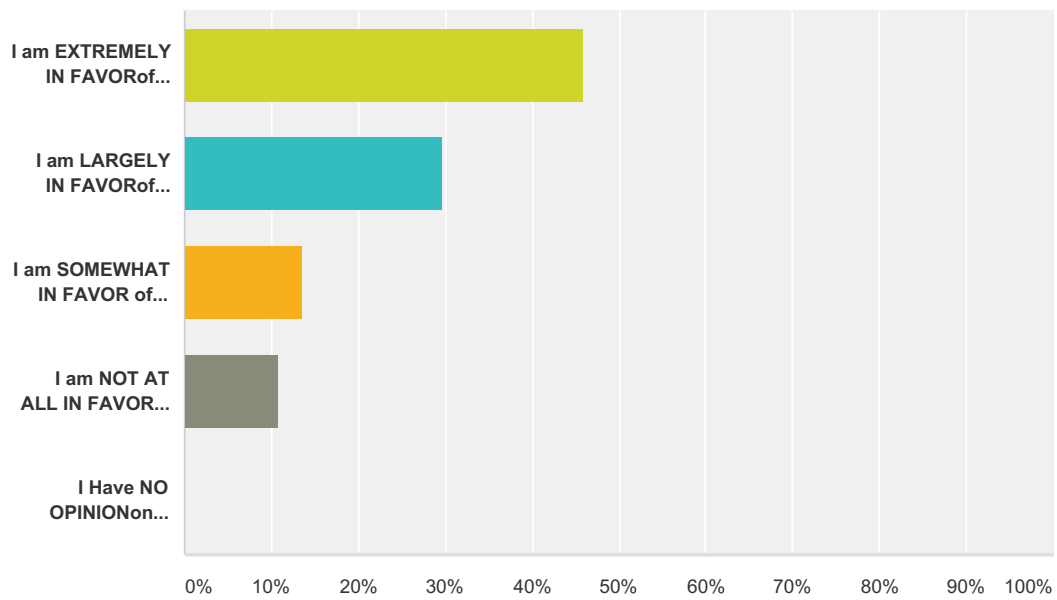
Answered: 37 Skipped: -1



Answer Choices	Responses
Excellent, and I am very satisfied.	8.11% 3
Good, but there is room for improvement.	29.73% 11
Fair, and there is much room for improvement.	43.24% 16
Poor, and I am somewhat dissatisfied with the appearance of the neighborhood.	8.11% 3
Very poor - I am highly dissatisfied with the appearance of the neighborhood.	10.81% 4
Total	37

Q4 Please select the statement which most closely matches your views.

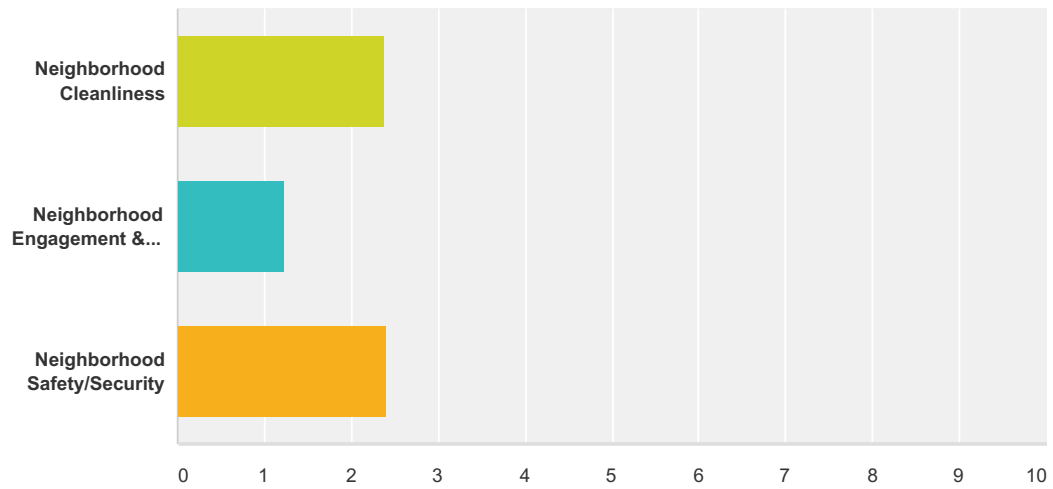
Answered: 37 Skipped: -1



Answer Choices	Responses
I am EXTREMELY IN FAVOR of forming a Maintenance Assessment District.	45.95% 17
I am LARGELY IN FAVOR of forming a Maintenance Assessment District.	29.73% 11
I am SOMEWHAT IN FAVOR of forming a Maintenance Assessment District, but am concerned about the costs.	13.51% 5
I am NOT AT ALL IN FAVOR of forming a Maintenance Assessment District.	10.81% 4
I Have NO OPINION on the formation of a Maintenance Assessment District.	0.00% 0
Total	37

Q5 Please rate the main priorities in the formation of an Azalea Park MAD?

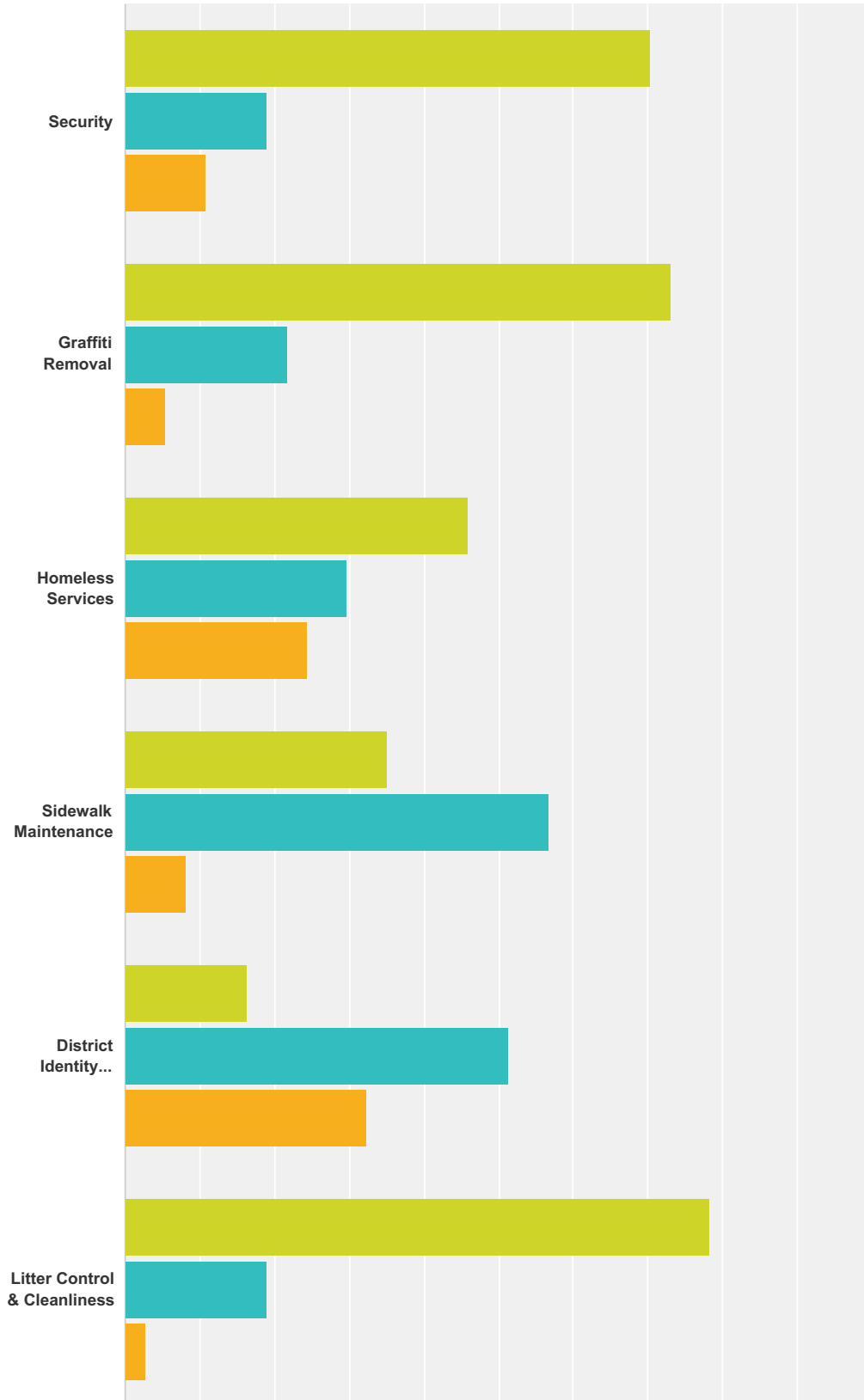
Answered: 34 Skipped: 2



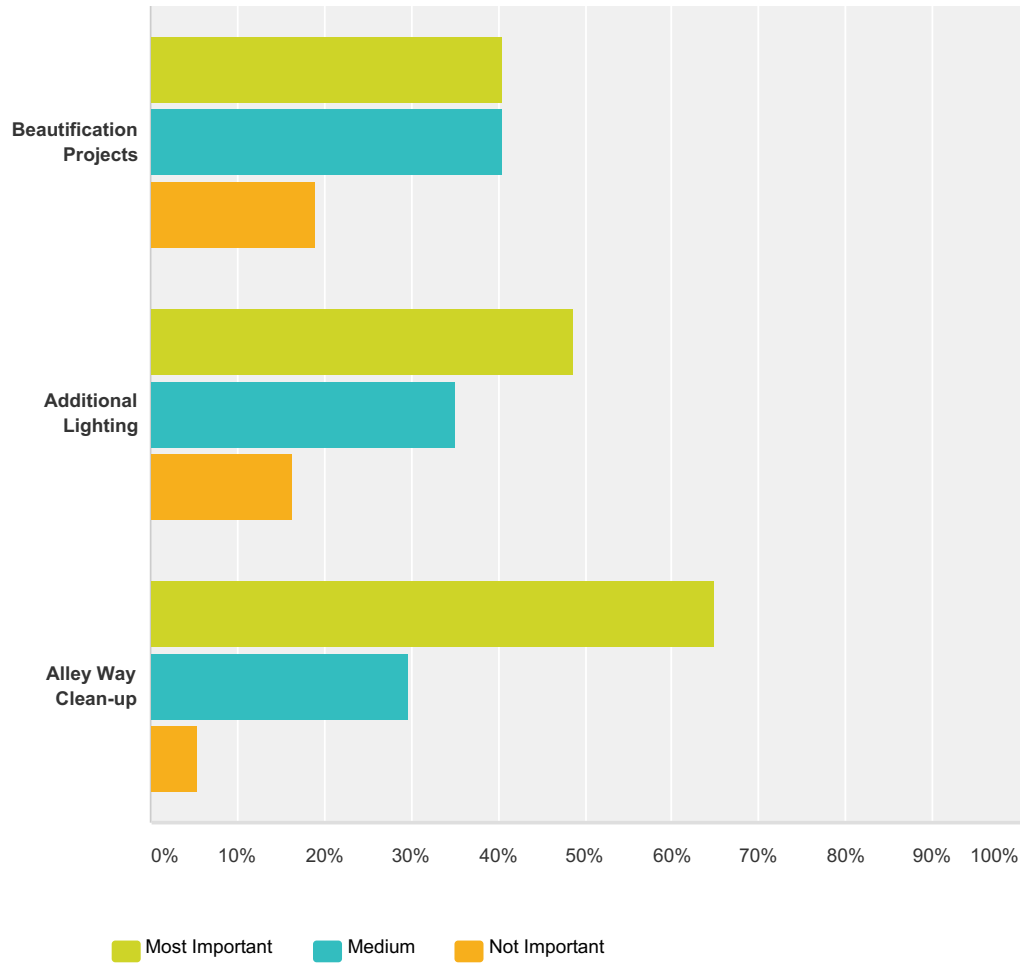
	1	2	3	Total	Score
Neighborhood Cleanliness	43.75% 14	50.00% 16	6.25% 2	32	2.38
Neighborhood Engagement & Identity	6.45% 2	9.68% 3	83.87% 26	31	1.23
Neighborhood Safety/Security	52.94% 18	35.29% 12	11.76% 4	34	2.41

Q6 How would you rate the following in importance for the Azalea Park Neighborhood

Answered: 37 Skipped: -1



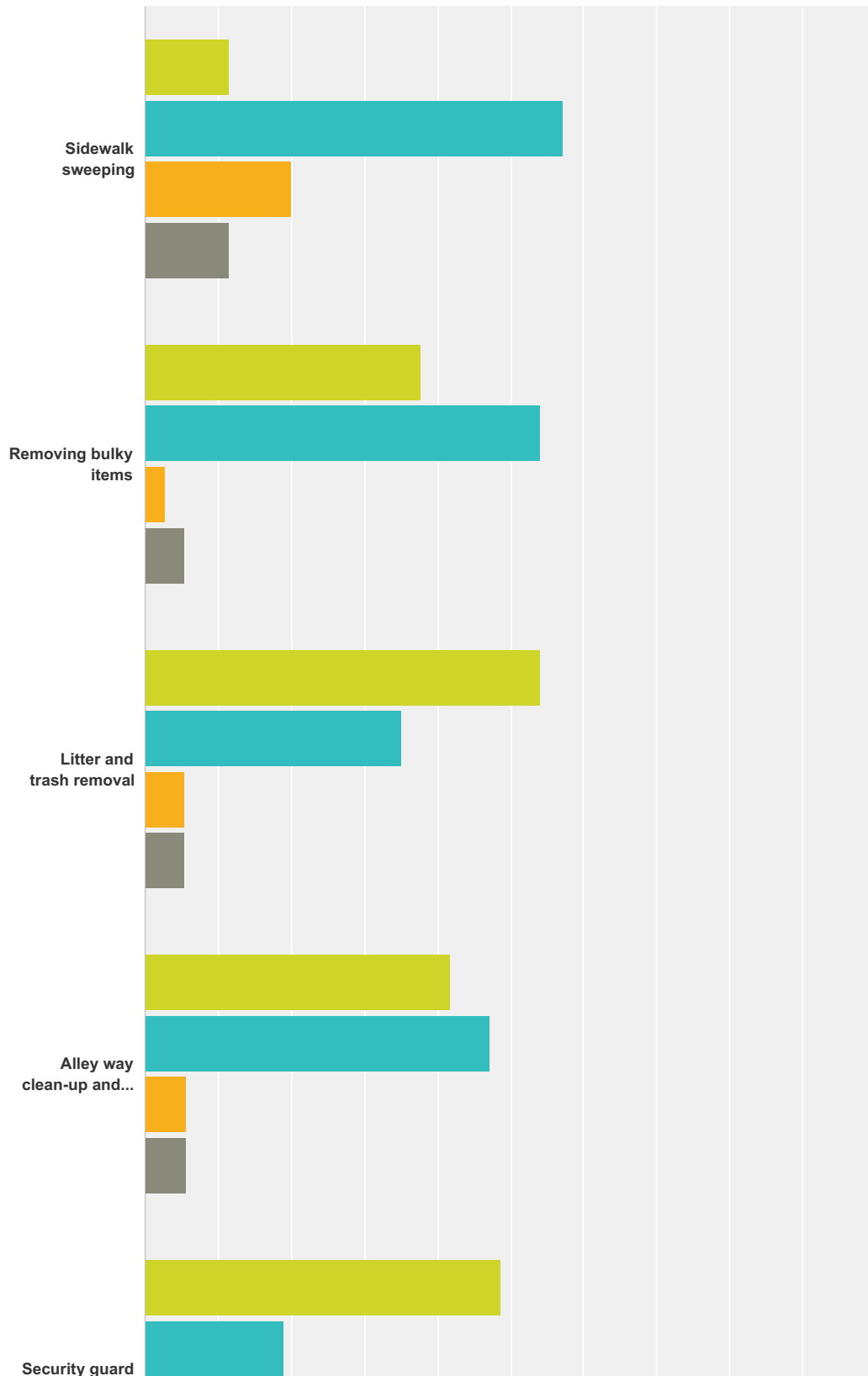
Azalea Park Maintenance Assessment District (MAD) Property Owner Preliminary Survey



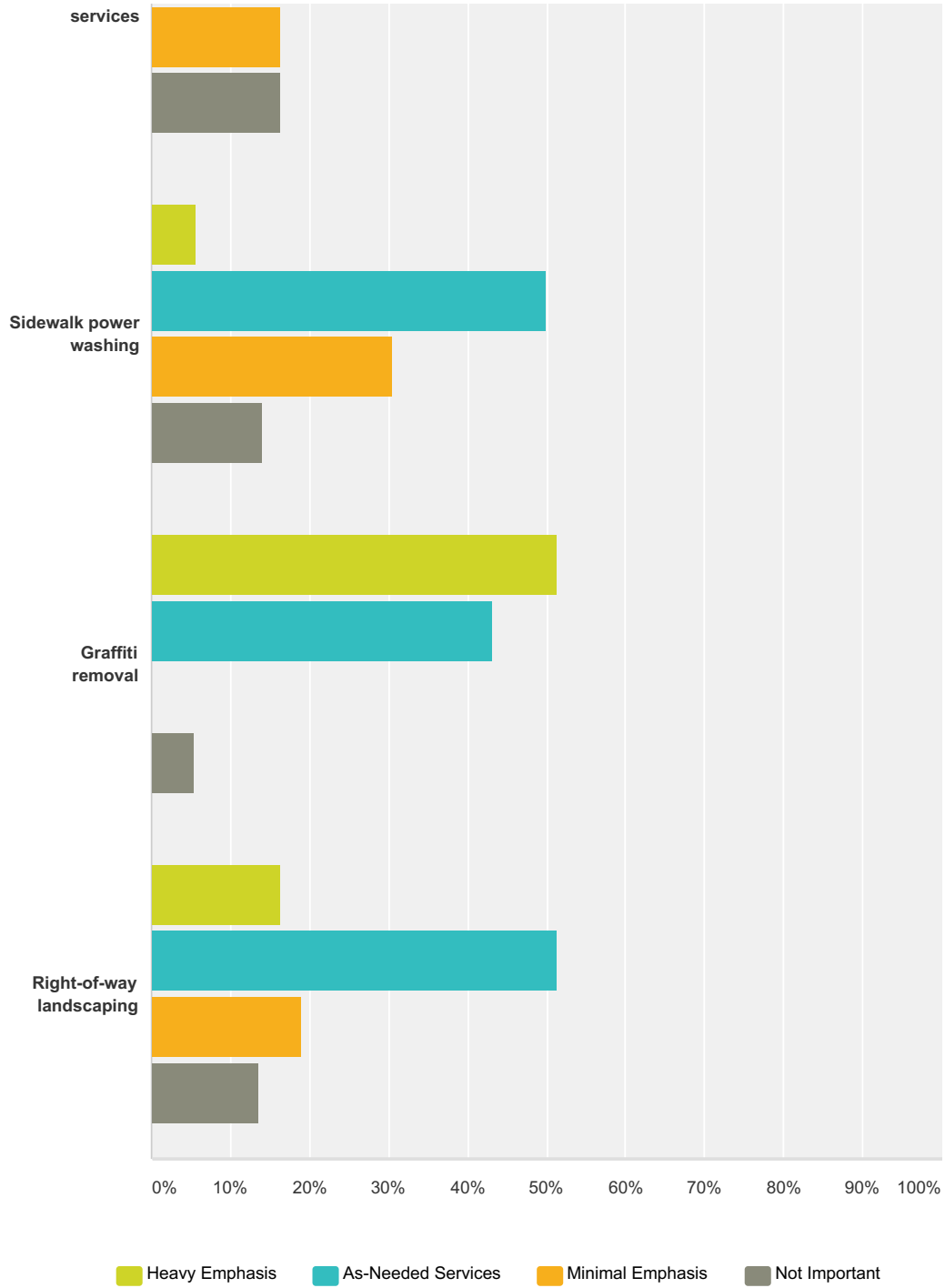
	Most Important	Medium	Not Important	Total
Security	70.27% 26	18.92% 7	10.81% 4	37
Graffiti Removal	72.97% 27	21.62% 8	5.41% 2	37
Homeless Services	45.95% 17	29.73% 11	24.32% 9	37
Sidewalk Maintenance	35.14% 13	56.76% 21	8.11% 3	37
District Identity & Neighborhood Events	16.22% 6	51.35% 19	32.43% 12	37
Litter Control & Cleanliness	78.38% 29	18.92% 7	2.70% 1	37
Beautification Projects	40.54% 15	40.54% 15	18.92% 7	37
Additional Lighting	48.65% 18	35.14% 13	16.22% 6	37
Alley Way Clean-up	64.86% 24	29.73% 11	5.41% 2	37

Q7 Should a MAD be formed, please indicate what level of emphasis you would like to see on the following services:

Answered: 37 Skipped: -1



Azalea Park Maintenance Assessment District (MAD) Property Owner Preliminary Survey



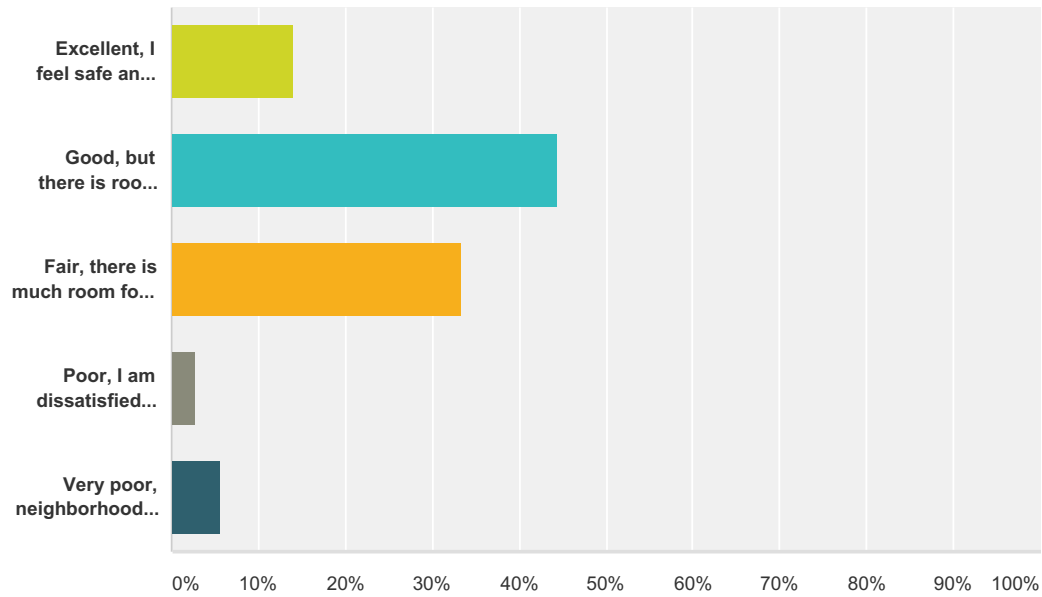
	Heavy Emphasis	As-Needed Services	Minimal Emphasis	Not Important	Total
Sidewalk sweeping	11.43% 4	57.14% 20	20.00% 7	11.43% 4	35
Removing bulky items	37.84% 14	54.05% 20	2.70% 1	5.41% 2	37
Litter and trash removal	54.05% 20	35.14% 13	5.41% 2	5.41% 2	37
Alley way clean-up and maintenance	41.67% 15	47.22% 17	5.56% 2	5.56% 2	36

Azalea Park Maintenance Assessment District (MAD) Property Owner Preliminary Survey

Security guard services	48.65% 18	18.92% 7	16.22% 6	16.22% 6	37
Sidewalk power washing	5.56% 2	50.00% 18	30.56% 11	13.89% 5	36
Graffiti removal	51.35% 19	43.24% 16	0.00% 0	5.41% 2	37
Right-of-way landscaping	16.22% 6	51.35% 19	18.92% 7	13.51% 5	37

Q8 OVERALL, how would you rate the current safety and security within the Azalea Park Neighborhood?

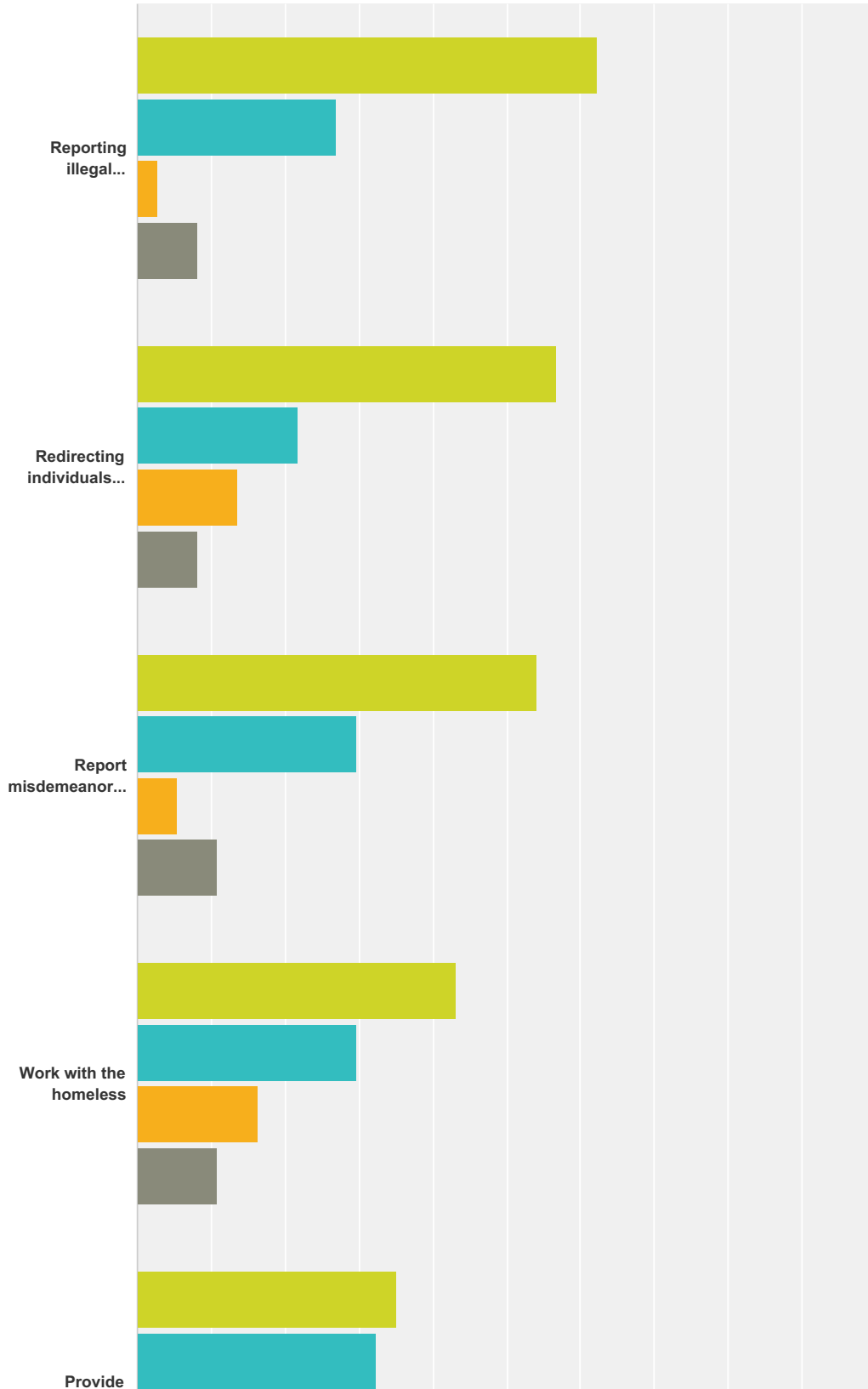
Answered: 36 Skipped: 0



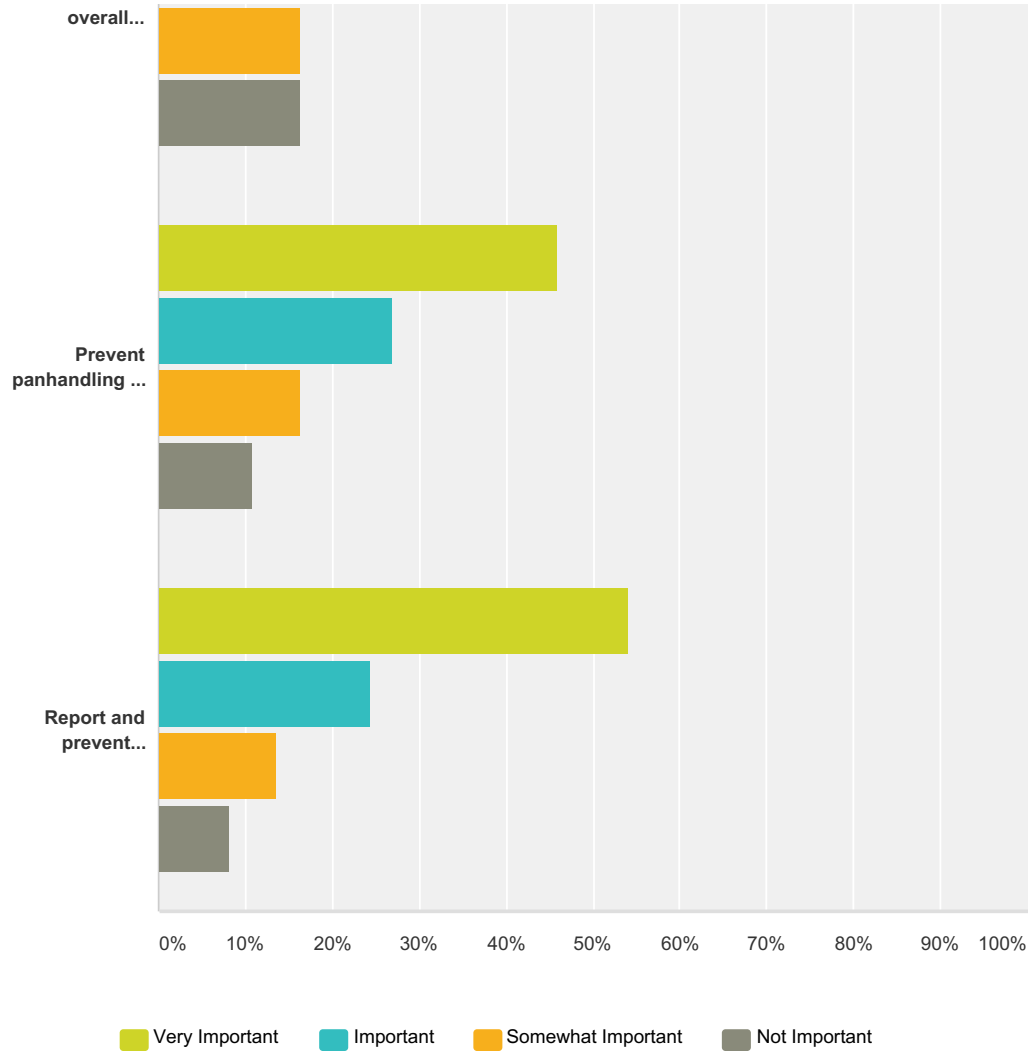
Answer Choices	Responses	
Excellent, I feel safe and secure .	13.89%	5
Good, but there is room for improvement.	44.44%	16
Fair, there is much room for improvement.	33.33%	12
Poor, I am dissatisfied with the safety and security within the neighborhood.	2.78%	1
Very poor, neighborhood safety and security is terrible and I'm pessimistic for the future.	5.56%	2
Total		36

Q9 How important would a neighborhood safety and security program be with regard to the following:

Answered: 37 Skipped: -1



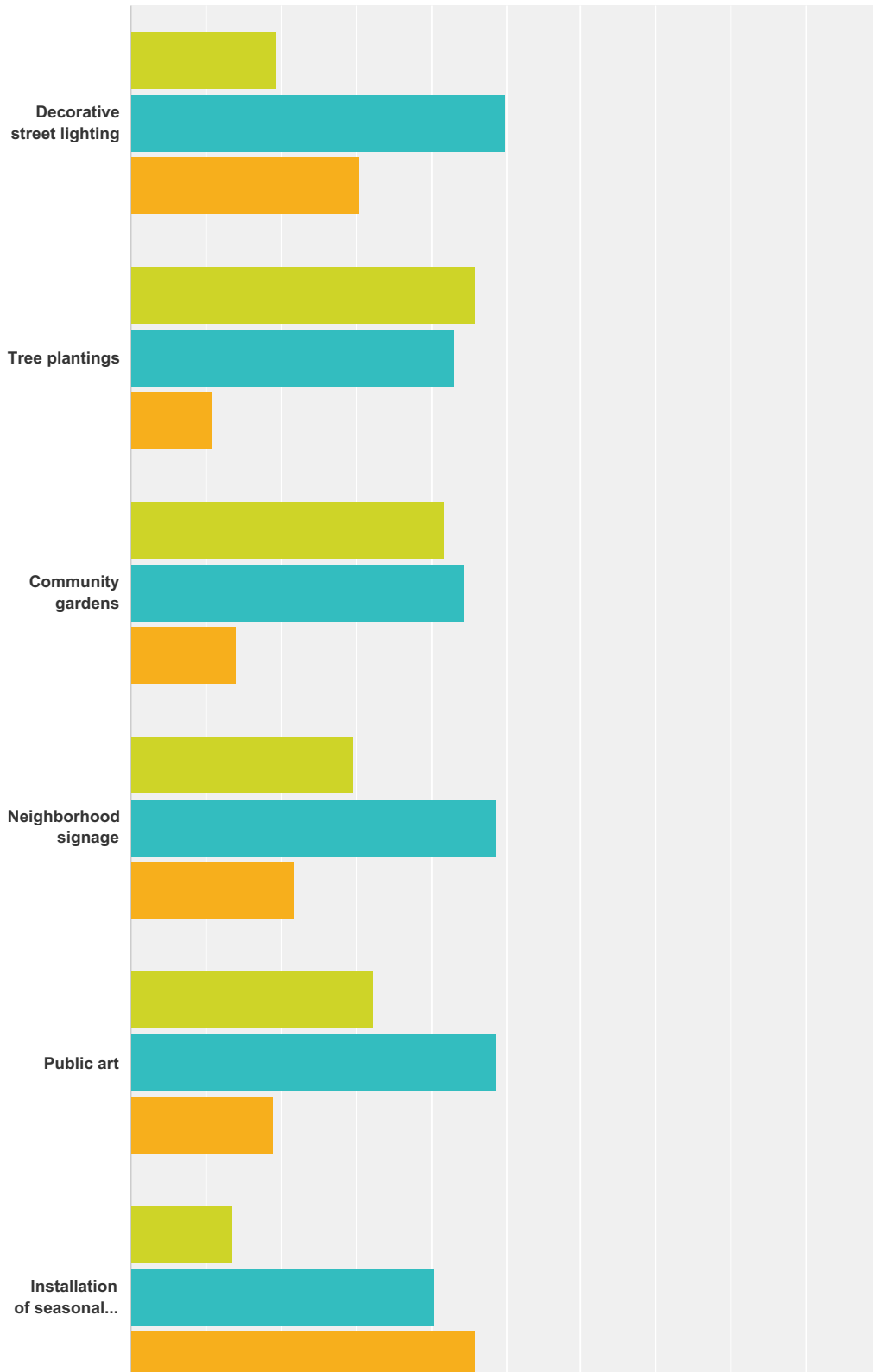
Azalea Park Maintenance Assessment District (MAD) Property Owner Preliminary Survey



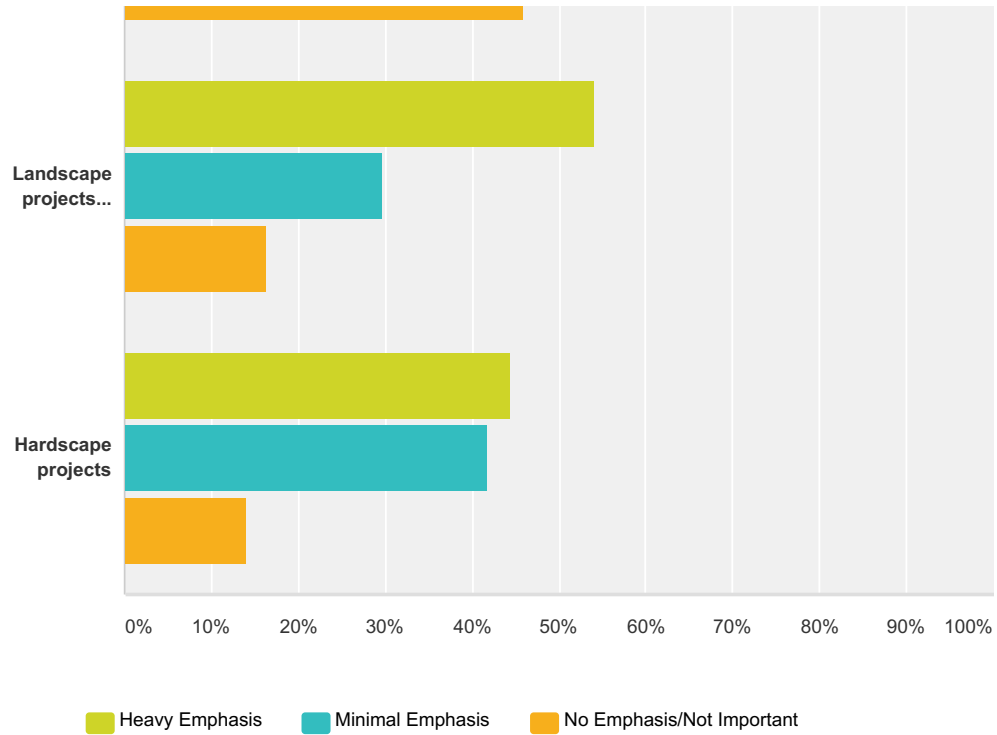
	Very Important	Important	Somewhat Important	Not Important	Total
Reporting illegal dumps/graffiti tags	62.16% 23	27.03% 10	2.70% 1	8.11% 3	37
Redirecting individuals sleeping in alleys and alcoves	56.76% 21	21.62% 8	13.51% 5	8.11% 3	37
Report misdemeanor crime	54.05% 20	29.73% 11	5.41% 2	10.81% 4	37
Work with the homeless	43.24% 16	29.73% 11	16.22% 6	10.81% 4	37
Provide overall visibility in the district	35.14% 13	32.43% 12	16.22% 6	16.22% 6	37
Prevent panhandling and loitering	45.95% 17	27.03% 10	16.22% 6	10.81% 4	37
Report and prevent nuisance crimes	54.05% 20	24.32% 9	13.51% 5	8.11% 3	37

Q10 Should MAD funds be available for extra beautification projects, please identify what emphasis should be placed on the following improvements:

Answered: 37 Skipped: -1



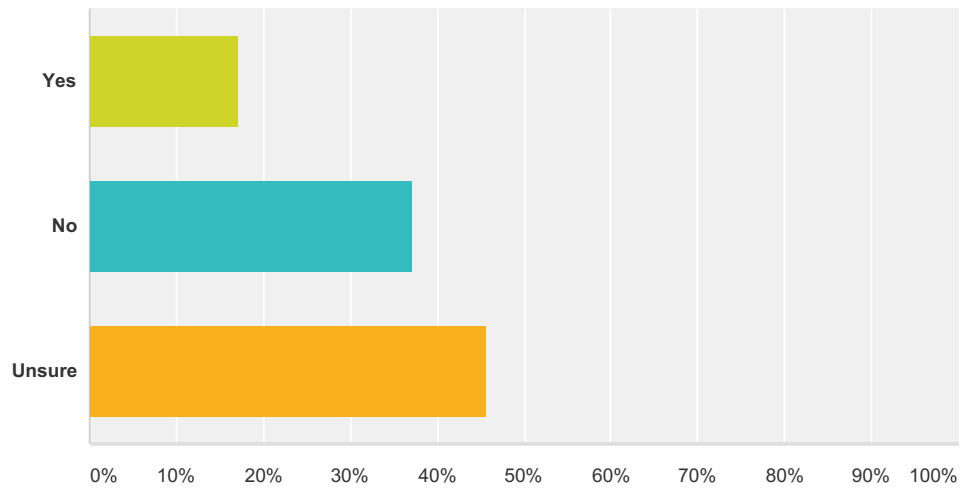
Azalea Park Maintenance Assessment District (MAD) Property Owner Preliminary Survey



	Heavy Emphasis	Minimal Emphasis	No Emphasis/Not Important	Total
Decorative street lighting	19.44% 7	50.00% 18	30.56% 11	36
Tree plantings	45.95% 17	43.24% 16	10.81% 4	37
Community gardens	41.67% 15	44.44% 16	13.89% 5	36
Neighborhood signage	29.73% 11	48.65% 18	21.62% 8	37
Public art	32.43% 12	48.65% 18	18.92% 7	37
Installation of seasonal decor	13.51% 5	40.54% 15	45.95% 17	37
Landscape projects (flower/plants)	54.05% 20	29.73% 11	16.22% 6	37
Hardscape projects	44.44% 16	41.67% 15	13.89% 5	36

Q11 Would you be interested in joining an Azalea ParkMAD Advisory Committee?

Answered: 35 Skipped: 1



Answer Choices	Responses	
Yes	17.14%	6
No	37.14%	13
Unsure	45.71%	16
Total		35

Q12 Please provide any additional comments, questions, and feedback.

Answered: 8 Skipped: 28

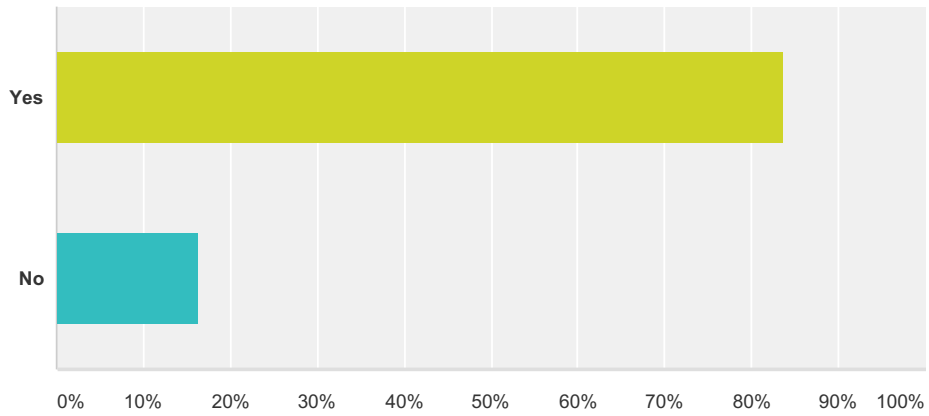
Q13 Contact Information

Answered: 37 Skipped: -1

Answer Choices	Responses	
Name	100.00%	37
Company/Affiliation	27.03%	10
Address	100.00%	37
Address 2	2.70%	1
City/Town	97.30%	36
State/Province	97.30%	36
ZIP/Postal Code	100.00%	37
Country	0.00%	0
Email Address	91.89%	34
Phone Number	83.78%	31

Q14 Would you like to receive updates by email?

Answered: 37 Skipped: -1



Answer Choices	Responses	
Yes	83.78%	31
No	16.22%	6
Total		37